



Text copyright © 2005 Carmen Martínez Jover
www.carmenmartinezjover.com
illustrations copyright © 2005 Rosemary Martínez
www.rosemarymartinez.com

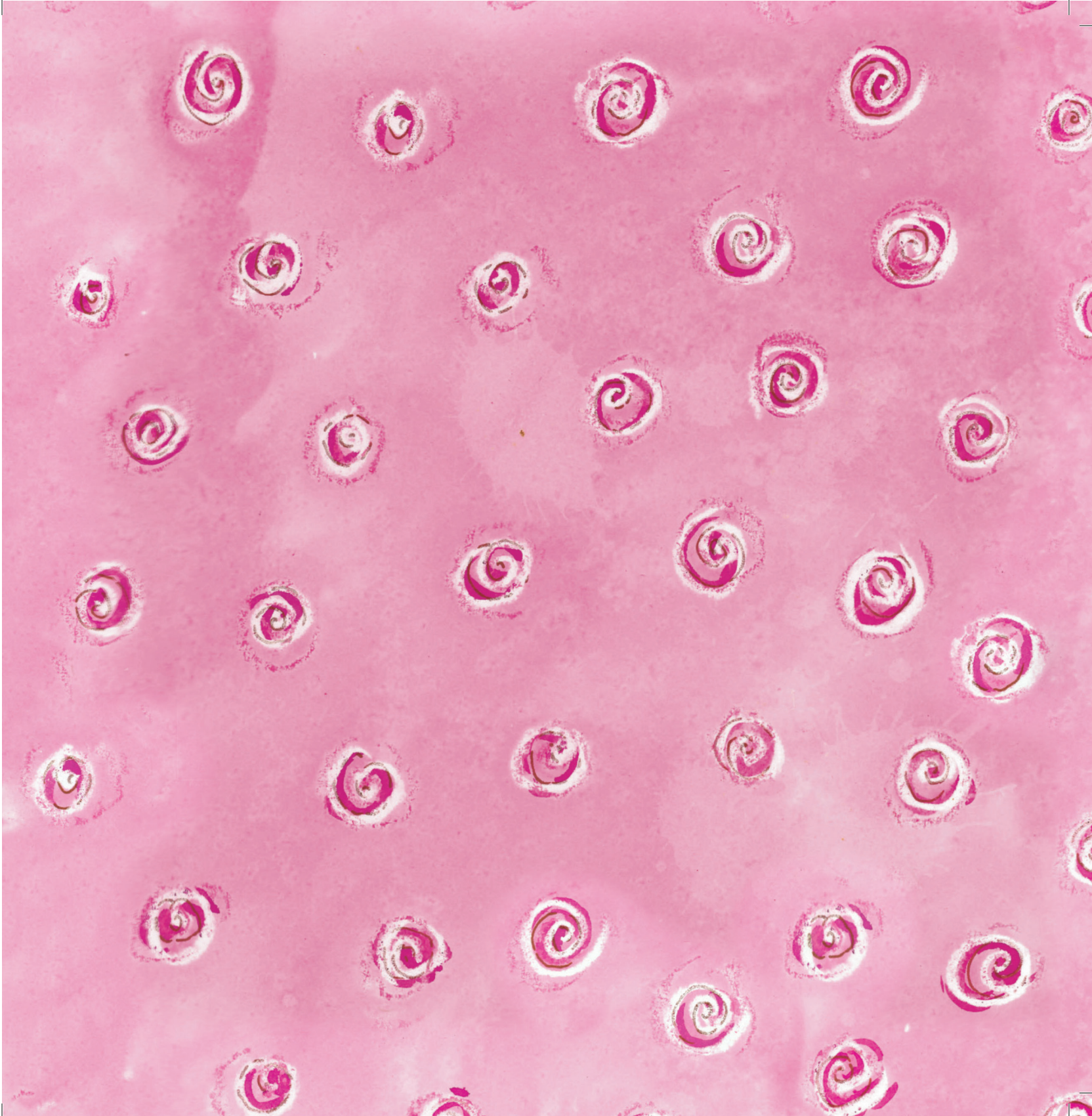
SKU 2370000449726

A tiny itsy bitsy Gift of Life
1st edition, November 2005


Personalise books for your kids with your own family names
for boys, girls and twins:
<https://books.carmenmartinezjover.com>

Story: Carmen Martínez Jover
Design & illustrations: Rosemary Martínez
Layout: Víctor Alfonso Nieto

All rights reserved. This book may not be reproduced,
In whole nor in parts, including illustrations, in any form,
without written permission from the authors.







A tiny itsy bitsy
**GIFT
OF
LIFE**

Written by
Carmen Martínez Jover

Illustrated by
Rosemary Martínez






To Nadia

You are our little miracle and
we love you so much!

From Mom and Dad

A vibrant, stylized illustration of a living room. In the foreground, a white rabbit with long ears is reclining in a blue armchair, reading a newspaper. The newspaper has a masthead that reads "SOUTH OREGON" and features various articles and images. To the left of the rabbit is a lamp with a yellow, pleated shade and a wooden base. In the background, a large, ornate yellow and orange structure, possibly a fireplace or a large vase, stands on a green, textured surface. The ceiling is pink with a pattern of small, circular motifs. The overall style is reminiscent of a children's book illustration.

Once upon a time there were
two rabbits: Scott and Katherine.

A vibrant, stylized illustration of a young rabbit girl with pink hair tied in a bow, sitting at a table covered with a light blue cloth. She is focused on painting a yellow Easter egg with blue and orange floral patterns. On the table are various art supplies: a palette with yellow, blue, and red paint, a small jar of red paint, and a glass of water. The room is warm and inviting, with a wooden floor made of large, reddish-brown tiles. In the background, there is a wooden cabinet with a green cushioned seat, a vase of flowers, and a potted plant with long green leaves in a terracotta pot. The walls are decorated with a purple and white floral border. The overall style is soft and painterly, with visible brushstrokes and a rich color palette.

They lived very happily
in their beautiful home.



They loved going to the park and
always saw lots of little bunnies everywhere,
but they didn't have one.



“I really want us to have our own baby bunny. I can’t wait until we become a Mummy and Daddy,” said Katherine.

“Yes so do I!” replied Scott.





“Let’s see...” he said,
“to make a
baby bunny
we need
a tiny itsy bitsy
seed from you and
a tiny itsy bitsy
seed from me.

Like this cookie:
two halves make one.”

But, Spring went by...



and Summer went by...




and Autumn went by...



and Winter went by...

and Scott
and Katherine had still
not become
a Mummy
and a Daddy.





The doctor told Katherine that she had no more
itsy bitsy seeds left in her tummy
to make a baby bunny .

She felt very sad.



One special sunny day,
a lady rabbit
knocked on
the door.

They had never
seen her before.






“Hello Katherine,
I have a gift
of life for you.

I have a lot of
tiny itsy bitsy seeds
and I want
to give you one.

This is the other half
you need to have
your baby bunny,”
she said.



A stylized illustration of a child's face and a blue hat with yellow buttons. The child has a blue heart-shaped nose and is wearing a blue hat with two yellow buttons. The background is a blue and white plaid pattern. The text is overlaid on the right side of the image.

Katherine treasured this
tiny itsy bitsy gift,
because she needed it
to have her baby bunny.

And then Scott said,
“Look Katherine, here I have
the other tiny itsy bitsy
half we need.

These two seeds make one,
like the cookie, remember?”

“Now, lets put
my tiny itsy bitsy seed
with your tiny itsy bitsy gift
together in your tummy
so our baby bunny
can grow,”
said Scott.









Soon Katherine's
tummy started
to grow
and grow
and grow.

Scott would always
look after her.



Katherine liked eating lots of delicious things so that their baby bunny that was growing in her tummy would grow very healthy.







They started
preparing their
baby bunny's
bedroom.

It was the
most beautiful
and loving room
you have
ever seen.

Finally, Katherine and Scott
became a Mummy and Daddy!






Baby bunny was born,
she was a beautiful bunny girl
and they called her
Nadia.

Nadia grew...
and grew...
and grew...

and they lived happily
ever after as a family.







Carmen Martínez Jover
is an fertility coach, author, artist
and international lecturer. She is also
the author of "I want to have a child,
whatever it takes, an autobiography
of her own infertility journey."
www.carmenmartinezjover.com



Rosemary Martínez
is an international award-winning
designer, and did the most amazing
illustrations which makes this story
so much fun to read with your kids.
www.rosemarymartinez.com






Be the **heroes**
of **your**
own **story.**

Personalise
your own story
with your own names.


www.fertilitybooks.net
books.carmenmartinezjover.com

EGG DONATION



A tiny itsy bitsy gift of life, an egg donor story
for girls, boys and twins.

EGG AND SPERM DONATION




Two tiny itsy bitsy Gifts of Life,
an egg and sperm donor story.

SINGLE MUM BY CHOICE




Forever together, a single mum by choice story for one child or twins.

TWO MUMS




Our ROPA Journey
a lesbian parenting story

ADOPTION




Soul's time to be born,
an adoption story.


TWO DADS



The baby kangaroo treasure hunt,
a gay parenting story for one child or twins.




Other books by: Rosemary & Carmen Martinez Jover




I want to have a child,
whatever it takes!



Donor DNA,
overcoming fear



Recipes of How Babies
are Made



Bloom, wherever you
may be planted

